



महाराष्ट्र शासन
वित्त विभाग

संचालनालय, लेखा व कोषागारे

पाचवा मजला, नविन प्रशासकिय इमारत, मादाम कामा मार्ग, मंत्रालयासमोर, मुंबई-४०००३२.

दूरध्वनीक्रमांक :-०२२-२२८८०११७ / २२८८०१०६

E-mail:- director-dat@mah.gov.in

Website:-www.mahakosh.gov.in

jditi-dat@mah.gov.in

क्र.संलेको/संगणक/ नस्ती क्र.१०६/ १०.२०२५/ 628

दि. 15/12/2025

// परिपत्रक //

विषय :- आभासी वैयक्तिक ठेव लेखा प्रणालीचा डॅशबोर्ड प्रसारित करणेबाबत.

संदर्भ :- वित्त विभाग शासन निर्णय क्र.संकीर्ण २०२३/ प्र.क्र.११०/ २०२३/ कोषा प्रशा-५,
दि.१४.०२.२०२४

संदर्भित शासन निर्णय दि.१४.०२.२०२४ अन्वये सहायक अनुदानाच्या जलद संवितरण व संगिनयंत्रणासाठी आहरण व संवितरण अधिकारी आणि अन्य अशासकीय कार्यान्वयन प्राधिकारी यांचेकरीता आभासी वैयक्तिक ठेव लेखा ही व्यवस्था व कार्यपध्दती लागू करण्यात आली आहे.

संपूर्ण महाराष्ट्र राज्यातील विविध शासकीय कार्यालयांतील आहरण व संवितरण अधिकारी यांना संबंधित विभागाच्या शासन निर्णयान्वये आभासी वैयक्तिक ठेव लेखा प्रणाली लागू करण्यात आली आहे. राज्यात सद्यस्थितीत सुमारे १५००० आहरण व संवितरण अधिकारी कार्यरत असून त्यापैकी मकोनि नमुना क्र.४४ या नमुन्यात सहायक अनुदानाची देयके आहरित करणाऱ्या आहरण व संवितरण अधिकार्यांची संख्या लक्षणीय असल्यामुळे सहायक अनुदानाच्या संवितरणावर आणि आहरण व संवितरण अधिकार्यांच्या बँक खात्यामध्ये शिल्लक राहणाऱ्या सहायक अनुदानाच्या अखर्चित रकमांवर संगिनयंत्रण राखणे व्यवहारिकदृष्ट्या आभासी वैयक्तिक ठेव लेखा प्रणालीमुळे सोपे जात आहे. अखर्चित रकमांची अद्ययावत व अवूक माहितीदेखील तत्परतेने उपलब्ध होत आहे. शासकीय निधी शासकीय लेख्याबाहेर राहिल्याचा विपरित परिणाम शासनाच्या रोख प्रवाह व्यवस्थापनावर होण्यास आळा बसत आहे.

आभासी वैयक्तिक ठेव लेखा प्रणालीचा प्रशासकीय विभाग व आहरण व संवितरण अधिकारी यांचेसाठीचा डॅशबोर्ड राष्ट्रीय सूचना विज्ञान केंद्र, पुणे यांचेमार्फत माहे मे-जून २०२५ मध्ये विकसित करण्यात आला आहे. सदर डॅशबोर्ड द्वारे प्रशासकांच्या लॉगीन मध्ये Approved झालेले Vouchers,

// २ //

प्रशासकांच्या खाती जमा रक्कम, प्रशासकाने खर्च केलेली रक्कम, प्रशासकांच्या खाती शिल्लक रक्कम याची माहिती त्वरीत उपलब्ध होते. तसेच अहवालामध्ये Voucher vise details तसेच Payment Status याबाबतची सविस्तर माहिती त्वरीत उपलब्ध होते. सदर परिपत्रकान्वये आभासी वैयक्तिक ठेव लेखा प्रणालीच्या डॅशबोर्डचे १. Admin Level २. DDO Level हे दोनही User Manual परिपत्रकान्वये प्रसारित करण्यात येत आहेत. सदर User Manual संबंधितांच्या अधिनस्त असलेल्या सर्व आभासी वैयक्तिक ठेव लेखा प्रशासकांच्या निदर्शनास आणून देण्यात यावे.



(दीपा देशपांडे)

संचालक, लेखा व कोषागारे,
महाराष्ट्र राज्य, मुंबई.

*** प्रत आवश्यक कार्यवाहीसाठी:-**

१. अधिदान व लेखा अधिकारी, अधिदान व लेखा कार्यालय, मुंबई
२. वरिष्ठ कोषागार अधिकारी (सर्व)
३. जिल्हा कोषागार अधिकारी (सर्व)
४. उपकोषागार अधिकारी (सर्व) (**जिल्हा कोषागार अधिकारी यांचे मार्फत)

*** प्रत माहितीस्तव व आवश्यक कार्यवाहीसाठी:**

१. सहसंचालक, संचालनालय, लेखा व कोषागारे (सर्व)
२. उपसंचालक, संचालनालय, लेखा व कोषागारे (सर्व)
३. सहायक संचालक (ट्रेझरी नेट)
४. राज्य मास्टर डेटा नियंत्रक (सर्व)
५. कोषागार निरीक्षण शाखा

*** प्रत माहितीस्तव व आवश्यक कार्यवाहीसाठी :**

राष्ट्रीय सूचना विज्ञान केंद्र, पुणे
(*ई-मेल द्वारे निर्गमित)

प्रत माहितीस्तव सविनय सादर :

मा.प्रधान सचिव (लेखा व कोषागारे), वित्त विभाग, मंत्रालय, मुंबई - ४०००३२.



Virtual Personal Deposit Account



VPDA User Manual
For
DASH Board (Admin Level)

Directorate of Accounts and Treasuries (DAT)
Finance Department

Prepared By
VPDA (Virtual Personal Deposit Account)
(DAT, Computer Branch)

Name of the document :	<i>VPDA User Manual for DASH Board (Admin Level)</i>
Release Date :	
Author Name :	<i>Shri. Ganesh Bhondivale, Account Officer (BEAMS, Bill Portal, VPDA), Directorate of Accounts and Treasuries, M.S., Mumbai</i>
Approver Name :	<i>Shri. Deorao Mhaske, Deputy Director (IT), Directorate of Accounts and Treasuries, M.S., Mumbai</i> <i>Smt. Swapnaja Sindkar, Joint Director (IT), Directorate of Accounts and Treasuries, M.S., Mumbai</i> <i>Smt. Deepa Deshpande, Director, Directorate of Accounts and Treasuries, M.S., Mumbai</i>
Owner of the document :	<i>Directorate of Accounts and Treasuries (DAT), Mantralaya</i>

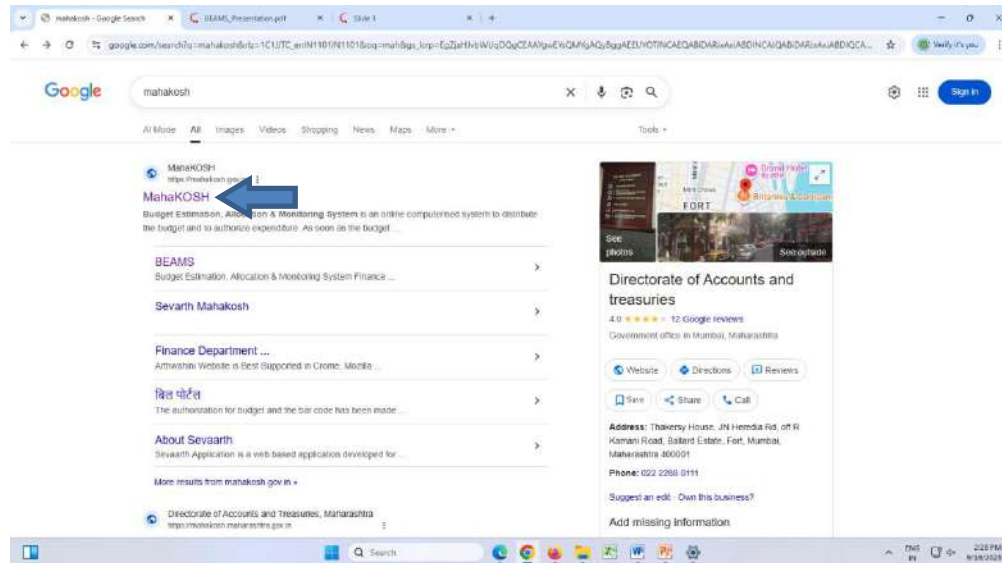


Virtual Personal Deposit Account



➤ Procedure to Login to VPDA – Visit Website of Mahakosh

- Visit the website **MahaKOSH** on any web browser. Then Click on **MahaKOSH** Link.



➤ Procedure to Login to VPDA – Visit BEAMS Portal

- **MahaKOSH** website will open. Then Click on **BEAMS** Link.



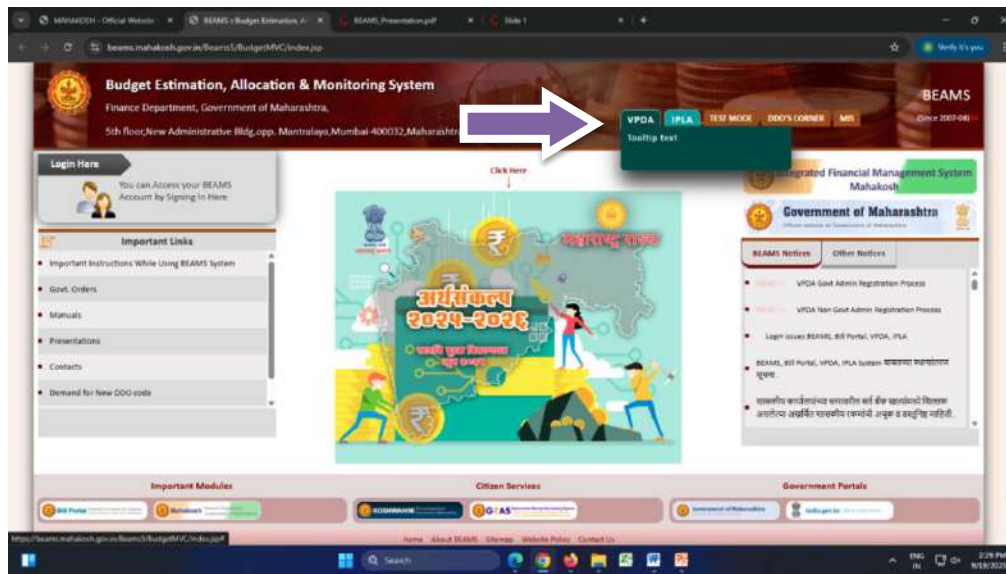


Virtual Personal Deposit Account



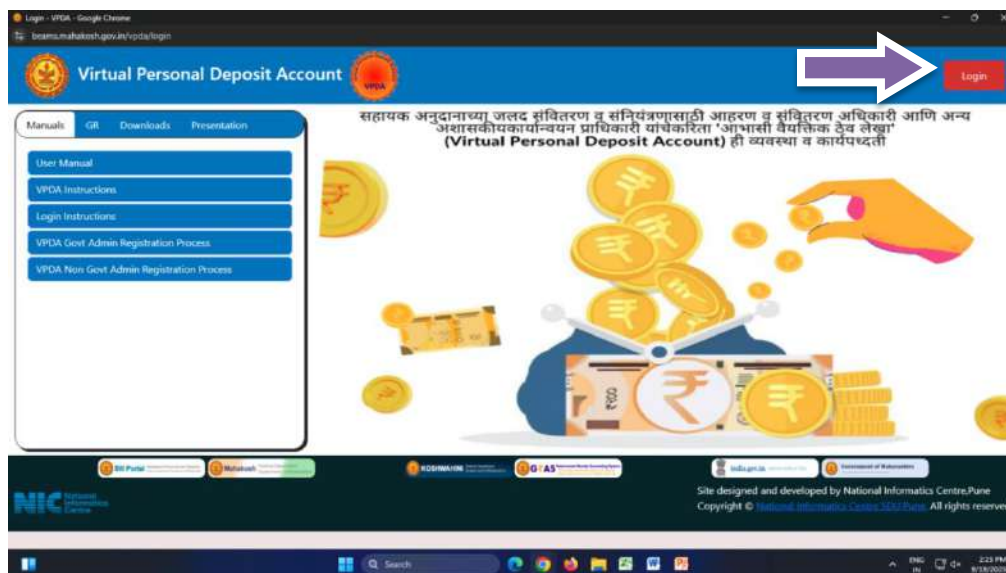
➤ Procedure to Login to VPDA – Login to VPDA System

- BEAMS (Budget Estimation, Allocation & Monitoring System) website will open. Then Click on VPDA link.



➤ Procedure to Login to VPDA – Click on Login Tab

- VPDA (Virtual Personal Deposit Account) website will open. Then Click on Login Tab.





Virtual Personal Deposit Account



➤ Procedure to Login to VPDA – Login to /adminT Login

After Click on Login, VPDA Login page will show.

Enter adminT User ID, Password, and Captcha, then Click on Login.

The screenshot displays the VPDA Login page in a Google Chrome browser. The page title is "Login - VPDA - Google Chrome" and the URL is "beams.mahakosh.gov.in/vpda/login". The page features a blue header with the "Virtual Personal Deposit Account" title and a "Login" button. Below the header, there is a navigation menu with "Manuals", "GR", "Downloads", and "Presentation". The "Manuals" section is expanded, showing links for "User Manual", "VPDA Instructions", "Login Instructions", "VPDA Govt Admin Registration Process", and "VPDA Non Govt Admin Registration Process". The main content area contains a login form with three input fields: "User ID", "Password", and "Captcha". The "Captcha" field displays the code "2a1c1" and a refresh button. A "Login" button is located below the input fields. The page also includes a footer with logos for "NIC", "BSP Portal", "Mahakosh", "KOSHMAHINI", "GAS", "India.gov.in", and "Government of Maharashtra". The site is designed and developed by the National Informatics Centre, Pune. The copyright notice reads "Copyright © National Informatics Centre 2021. All rights reserved." The Windows taskbar at the bottom shows the time as 2:49 PM on 9/19/2025.



Virtual Personal Deposit Account



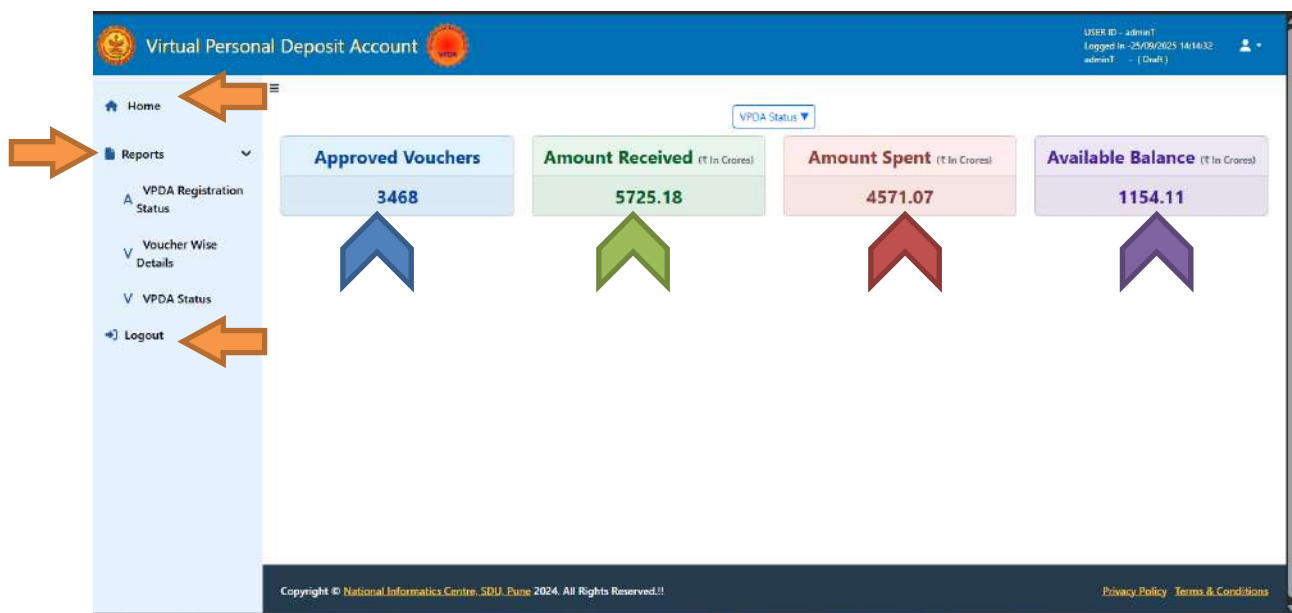
➤ VPDA (Virtual Personal Deposit Account) adminT Dashboard

After login to adminT Login, Home Page will open.

VPDA (Virtual Personal Deposit Account) Admin Dashboard will show.

- 1) **Approved Vouchers** – "Approved Vouchers" refers to the total count of bills that have successfully passed through the established review and processing system within the VPDA treasury.
- 2) **Amount Received** - "Amount Received" represents the total monetary value of all the bills, or financial claims, that have been successfully processed and approved by the treasury. Crucially, this amount signifies the specific portion of the approved bills for which credit has been accessed or drawn upon by the relevant party.
- 3) **Amount Spent** – "Amount Spent" directly signifies the total expenditure that has been executed or paid out by the Drawing and Disbursing Officer (DDO).
- 4) **Available Balance** – "Available Balance" represents the net financial resources remaining at the disposal of the entity at any given time. This resulting figure is a crucial indicator of the unspent, ready-to-use funds that are still legally and practically available for future payments or operations. This is the amount of balance remaining out of bills passed after expenditure done.

The VPDA Dashboard includes **Home, Reports** and **Logout**.





Virtual Personal Deposit Account



When User clicks on **VPDA Status** will show **Department Wise Status – Fund Expiry – VPDA Admin Wise Status**.

The screenshot shows the VPDA Admin Dashboard. At the top, there is a blue header with the VPDA logo and the text 'Virtual Personal Deposit Account'. On the right side of the header, it displays 'USER ID - adminX', 'Logged In - 31/10/2025 12:03:59', and 'adminX - (Draft)'. A left sidebar contains navigation options: 'Home', 'Reports', and 'Logout'. The main content area features a 'VPDA Status' dropdown menu with an orange arrow pointing to the right. Below this, there are four summary cards: 'Approved Vouchers' (1019), 'Amount Received (₹ In Crores)' (33378.69), 'Amount Spent (₹ In Crores)' (32452.04), and 'Available Balance (₹ In Crores)' (926.65). Under the 'Approved Vouchers' card, there are three buttons: 'Department Wise Status', 'Fund Expiry', and 'Vpda Admin Wise Status'. Blue arrows point from these buttons to the text below. At the bottom of the dashboard, there is a footer with 'Copyright © National Informatics Centre, SDU, Pune 2024. All Rights Reserved.!!' and links for 'Privacy Policy' and 'Terms & Conditions'.



Virtual Personal Deposit Account



➤ Procedure to see Department Wise Status

The "Department Wise Status" report provides a consolidated financial overview for each operational unit within the organization. For every **Department Name**, the report tracks the total volume of financial activities by listing the **Number of Vouchers** approved. It then presents a clear financial summary: the **Amount Received** (funding accessed), the **Amount Spent** (total expenditure), the **Surrendered Amount** (funds returned), and the resulting **Available Balance** (unspent, remaining funds).

The screenshot shows the VPDA DASH Board interface. The top navigation bar includes the logo, the title "Virtual Personal Deposit Account", and user information: "USER ID - adminX", "Logged In - 31/10/2025 12:03:59", and "adminX - [Draft]". The left sidebar contains "Home", "Reports", and "Logout". The main content area features a "VPDA Status" dropdown menu and four summary cards: "Approved Vouchers" (1019), "Amount Received (₹ In Crores)" (33378.69), "Amount Spent (₹ In Crores)" (32452.04), and "Available Balance (₹ In Crores)" (926.65). Below these are filters for "Fund Expiry" and "Voda Admin Wise Status". The "Department Wise Status" section is highlighted with a blue box and a blue arrow. It shows a table with columns: "Department Name", "Number Of Vouchers", "Amount Received (₹ In Crores)", "Amount Spent (₹ In Crores)", "Surrendered Amount (₹ In Crores)", and "Available Balance (₹ In Crores)". The table has one entry for "Women And Child Development Department" with 1020 vouchers, 33,378.78 received, 32,452.04 spent, 0 surrendered, and 926.74 available. A "Total" row is also present. The footer contains "Copyright © National Informatics Centre, SDU, Pune 2024. All Rights Reserved.!!" and "Privacy Policy Terms & Conditions".

Department Name	Number Of Vouchers	Amount Received (₹ In Crores)	Amount Spent (₹ In Crores)	Surrendered Amount (₹ In Crores)	Available Balance (₹ In Crores)
Total	1020	33,378.78	32,452.04	0	926.74
Women And Child Development Department	1020	33,378.78	32,452.04	0	926.74



Virtual Personal Deposit Account



When User clicks on **Department Name** (For Example – Women And Child Development Department)

The "VPDA Status For Department X" provides a comprehensive financial snapshot of the department's operational activity as recorded in the treasury system. This status report starts by identifying the **VPDA Admin**, their official **Designation**, and the count of all approved financial claims (**Number of Vouchers**). It then details the financial flow: the **Amount Received** (funding accessed against approved bills) and the actual **Amount Spent** (expenditure done). Finally, it concludes with the **Surrendered Amount** (funds returned to the treasury) and the resulting **Available Balance**—the net financial resources remaining for the department's use.

The screenshot displays the VPDA DASH Board interface. At the top, it shows the user ID as 'adminX', logged in on 31/10/2025 at 12:03:59. The main header includes 'Virtual Personal Deposit Account' and a 'VPDA' logo. A navigation menu on the left contains 'Home', 'Reports', and 'Logout'. The main content area is titled 'Department Wise Status / Department Wise VPDA Admin Status Report'. It features four summary cards: 'Number Of Vouchers' (1020), 'Amount Received (₹ In Crores)' (33,378.78), 'Amount Spent (₹ In Crores)' (32,452.04), and 'Available Balance (₹ In Crores)' (926.74). Below these is a section for 'VPDA Status For Department X - Women And Child Development Department'. This section includes a table with columns for 'VPDA Admin', 'Designation', 'Number Of Vouchers', 'Amount Received (₹ In Crores)', 'Amount Spent (₹ In Crores)', 'Surrendered Amount (₹ In Crores)', and 'Available Balance (₹ In Crores)'. The table lists seven entries for different administrators.

VPDA Admin	Designation	Number Of Vouchers	Amount Received (₹ In Crores)	Amount Spent (₹ In Crores)	Surrendered Amount (₹ In Crores)	Available Balance (₹ In Crores)
1201003267	Chief Accounts And Finance Officer.z.p.	13	2.31	1.17	0	1.14
1201004634	Secretary District Legal Services Authority Thane.	5	3.01	2.81	0	0.2
1201005712	District Women And Child Development Officer.	7	0.09	0.09	0	0
1201005740	Divisional Deputy Commissioner Women And Child Development, Konkan Division Navi Mumbai	1	0.06	0.06	0	0
1201005774	Child Development Project Officer Urban Thane City West	1	0.09	0	0	0.09
1201015643	Child Development Project Officer Urban Thane City East	1	0.08	0.08	0	0
1201015713	Accounts Officer Integrated Child Development Scheme Navi Mumbai	2	17.6	12.09	0	5.5



Virtual Personal Deposit Account



➤ Procedure to see Fund Expiry Status

The "Fund Expiry Status" report is a date-specific financial summary generated by selecting a **From Date** and **To Date** and clicking "View." This report focuses on the financial activity and remaining balances relevant to funds that may be approaching their expiration within that chosen timeframe. It displays key metrics for each **Department Name**, including the **Number of Vouchers**, **Amount Received**, **Amount Spent**, **Surrendered Amount**, and the crucial **Available Balance**.

The screenshot displays the VPDA DASH Board interface. At the top, the header includes the VPDA logo and the text "Virtual Personal Deposit Account". The user is logged in as "adminX" on 31/10/2025 at 12:03:59. The main dashboard shows four key metrics: Approved Vouchers (1020), Amount Received (₹ 33378.78), Amount Spent (₹ 32452.13), and Available Balance (₹ 926.65). Below these, there are navigation options for "Department Wise Status" and "Vpda Admin Wise Status", with "Fund Expiry" highlighted. The "Fund Expiry Status From Date To Date" section allows users to filter by date range and includes a "View" button. A table below shows the summary for the "Women And Child Development Department".

Department Name	Number Of Vouchers	Amount Received (₹ In Crores)	Amount Spent (₹ In Crores)	Surrendered Amount (₹ In Crores)	Balance (₹ In Crores)
Total	89	37.24	37.14	0.05	0.05
Women And Child Development Department	89	37.24	37.14	0.05	0.05



Virtual Personal Deposit Account



When User clicks on **Fund Expiry** (For Example – Women And Child Development Department)

The "**Fund Expiry Status For Department X**" report provides a detailed, time-bound financial accountability check for a specific department. This report identifies the responsible officer (**VPDA Admin** and their **Designation**) and then summarizes the total financial activity relevant to funds nearing expiration within a selected date range, tracked by the **Number of Vouchers**. The core of the report details the full financial lifecycle—**Amount Received**, **Amount Spent**, **Surrendered Amount**, and the crucial **Available Balance**—to highlight unspent funds that may soon lapse.

The screenshot displays the 'Fund Expiry / VPDA Admin Wise Fund Expiry' report. At the top, it shows summary statistics for the selected department:

- Number Of Vouchers:** 89
- Amount Received (₹ In Crores):** 37.24
- Amount Spent (₹ In Crores):** 37.14
- Available Balance (₹ In Crores):** 0.1

Below the summary, the report title is 'Fund Expiry Status For Department X - Women And Child Development Department From Date 31/8/2025 To Date 31/10/2025'. The main data is presented in a table with columns for VPDA Admin, Designation, Number Of Expiry Vouchers, Amount Received (₹ In Crores), Amount Spent (₹ In Crores), Surrendered Amount (₹ In Crores), and Available Balance (₹ In Crores).

VPDA Admin	Designation	Number Of Expiry Vouchers	Amount Received (₹ In Crores)	Amount Spent (₹ In Crores)	Surrendered Amount (₹ In Crores)	Available Balance (₹ In Crores)
1201003267	Chief Accounts And Finance Officer.z.p.	1	0.5	0.5	0	0
1201004634	Secretary District Legal Services Authority Thane.	1	1	1	0	0
1301003267	Chief Accounts And Finance Officer.z.p.	2	0.63	0.63	0	0
1301004634	Member Secretary District Legal Service Authority	1	0.22	0.22	0	0
1401004634	Mem Secy Dist Legal Service Authority	1	0.1	0.1	0	0
1501003267	Chief Accounts And Finance Officer.z.p. Sindhudurg	1	0.09	0.09	0	0
1501004634	Mem.secy Dist Legal Service Authority.	1	0.1	0.1	0	0
1601003267	Chief Accounts And Finance Officer Zilla Parishad	2	0.55	0.55	0	0



Virtual Personal Deposit Account



➤ Procedure to see Fund Expiry Status

The "VPDA Admin Wise Status" report provides an accountability breakdown of financial activity per responsible officer. It clearly lists the **VPDA Admin** and their official **Designation**, alongside key metrics like the **Number of Vouchers**, **Amount Received**, **Amount Spent**, **Surrendered Amount**, and the **Available Balance**.

To facilitate detailed analysis and record-keeping, a convenient **Download Excel** option is also provided, allowing users to save the entire dataset locally.

Virtual Personal Deposit Account

USER ID : adminX
Logged in : 31/10/2025 12:03:59
adminX - (Draft)

Home
Reports
Logout

VPDA Status

Approved Vouchers: 1021
Amount Received (₹ In Crores): 33378.89
Amount Spent (₹ In Crores): 32452.13
Available Balance (₹ In Crores): 926.76

Department Wise Status | Fund Expiry

VPDA Admin Wise Status

Download Excel

VPDA Admin	Designation	Number Of Vouchers	Amount Received (₹ In Crores)	Amount Spent (₹ In Crores)	Surrendered Amount (₹ In Crores)	Available Balance (₹ In Crores)
Total		1021	33,378.9	32,452.13	0.04	926.73
1201003267	CHIEF ACCOUNTS AND FINANCE OFFICER,Z.P.	13	2.31	1.17	0	1.14
1201004634	SECRETARY DISTRICT LEGAL SERVICES AUTHORITY THANE.	5	3.01	2.81	0	0.2
1201005712	DISTRICT WOMEN AND CHILD DEVELOPMENT OFFICER.	7	0.09	0.09	0	0
1201005740	DIVISIONAL DEPUTY COMMISSIONER WOMEN AND CHILD DEVELOPMENT, KONKAN DIVISION NAVI MUMBAI	1	0.06	0.06	0	0
	CHILD DEVELOPMENT PROJECT OFFICER URRBAN THANE					

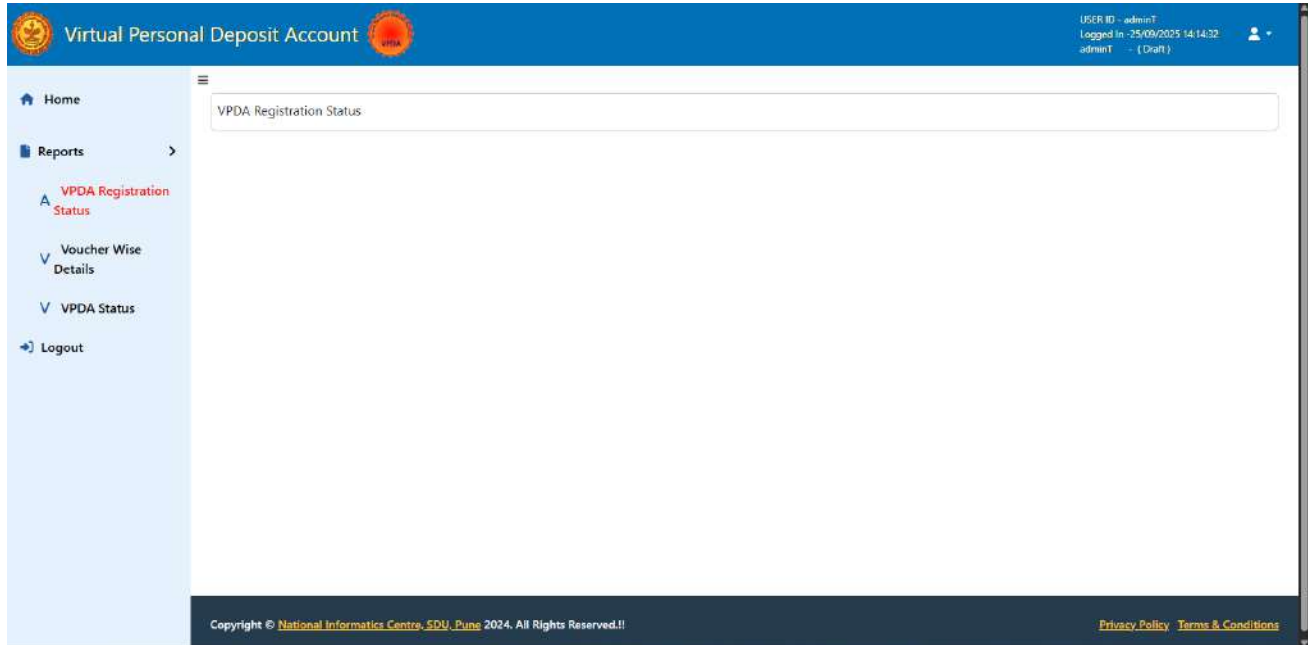


Virtual Personal Deposit Account



➤ Procedure to see Reports

Reports will show **VPDA Registration Status**, **Voucher Wise Details** and **VPDA Status**.





Virtual Personal Deposit Account



VPDA User Manual
For
DASH Board- Reports (DDO Level)

Directorate of Accounts and Treasuries (DAT)
Finance Department

Prepared By
VPDA (Virtual Personal Deposit Account)
(DAT, Computer Branch)

Name of the document :	<i>VPDA User Manual for DASH Board- Reports (DDO Level)</i>
Release Date :	
Author Name :	<i>Shri. Ganesh Bhondivale, Account Officer (BEAMS, Bill Portal, VPDA), Directorate of Accounts and Treasuries, M.S., Mumbai</i>
Approver Name :	<i>Shri. Deorao Mhaske, Deputy Director (IT), Directorate of Accounts and Treasuries, M.S., Mumbai</i> <i>Smt. Swapnaja Sindkar, Joint Director (IT), Directorate of Accounts and Treasuries, M.S., Mumbai</i> <i>Smt. Deepa Deshpande, Director, Directorate of Accounts and Treasuries, M.S., Mumbai</i>
Owner of the document :	<i>Directorate of Accounts and Treasuries (DAT), Mantralaya</i>

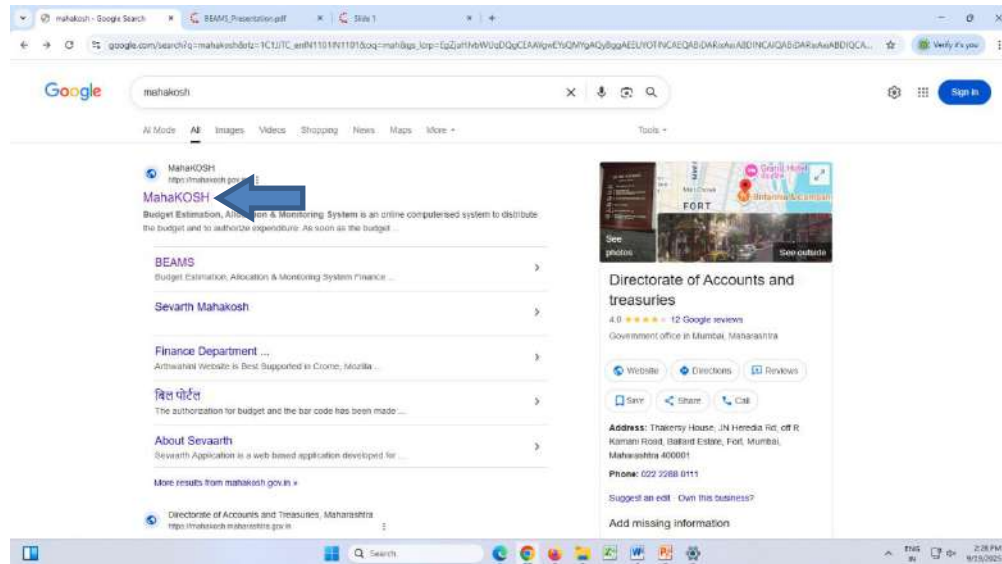


Virtual Personal Deposit Account



➤ Procedure to Login to VPDA – Visit Website of Mahakosh

- Visit the website **MahaKOSH** on any web browser. Then Click on **MahaKOSH** Link.



➤ Procedure to Login to VPDA – Visit BEAMS Portal

- **MahaKOSH** website will open. Then Click on **BEAMS** Link.



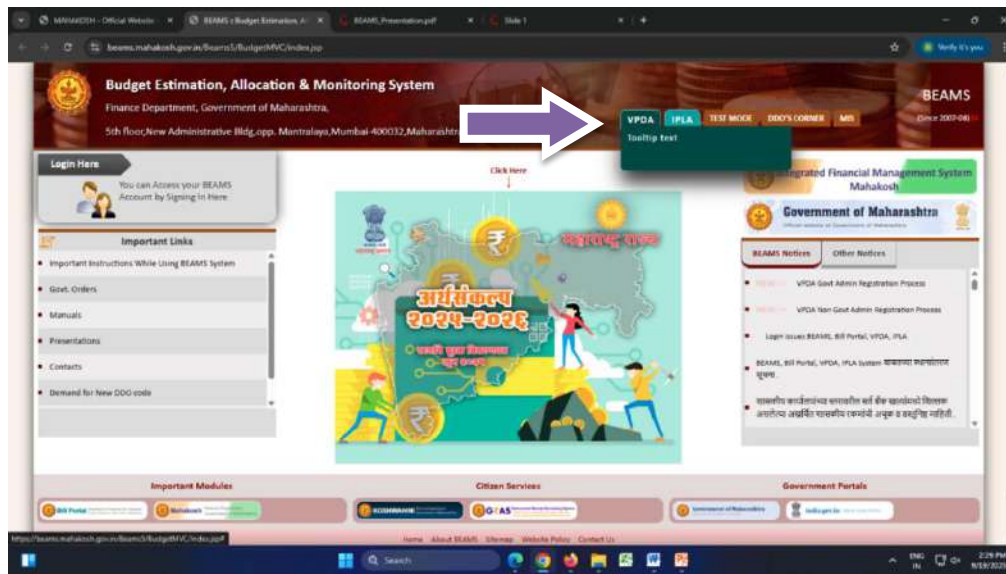


Virtual Personal Deposit Account



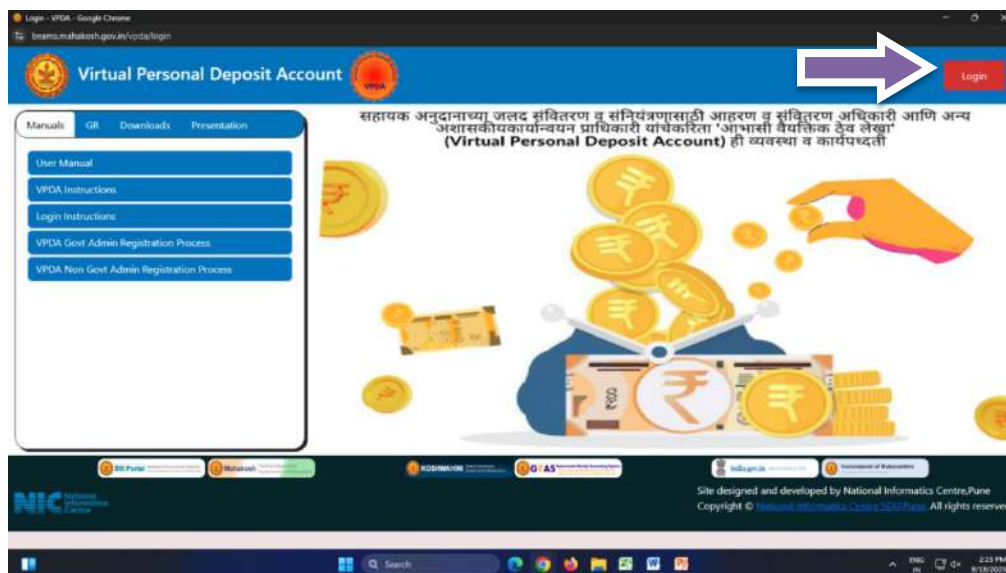
➤ Procedure to Login to VPDA – Login to VPDA System

- **BEAMS (Budget Estimation, Allocation & Monitoring System)** website will open. Then Click on **VPDA** link.



➤ Procedure to Login to VPDA – Click on Login Tab

- **VPDA (Virtual Personal Deposit Account)** website will open. Then Click on **Login** Tab.





Virtual Personal Deposit Account



➤ Procedure to Login to VPDA – Login to User Login

After Click on Login, VPDA Login page will show.

Login to Assistant login, Enter **User ID, Password, and Captcha**. And then Click on **Login Button**.

The screenshot displays the Virtual Personal Deposit Account (VPDA) login interface. On the left, a navigation menu includes 'Manuals', 'GR', 'Downloads', and 'Presentation'. Under 'Manuals', there are links for 'User Manual', 'VPDA Instructions', 'Login Instructions', 'VPDA Govt Admin Registration Process', and 'VPDA Non Govt Admin Registration Process'. The main content area features a 'Login' form with the following fields: 'User ID', 'Password', and 'Captcha'. A 'Login' button is positioned below the captcha field. The background of the page contains text in Marathi: 'सहायक अनुदानाच्या जलद संवितरण व संनियंत्रणासाठी आहरण व संवितरण अधिकारी आणि अन्य अशासकीयकार्यान्वयन प्राधिकारी यांचेकरिता 'आभासी वैयक्तिक ठेव लेखा' (Virtual Personal Deposit Account) ही व्यवस्था व कार्यपध्दती'. The footer includes logos for 'NIC National Informatics Centre', 'Bill Portal', 'MahaKosh', 'RDS/MS/MSU', 'G/AS', 'India.gov.in', and 'Department of Maharashtra'. It also states: 'Site designed and developed by National Informatics Centre, Pune. Copyright © National Informatics Centre 2011. All rights reserved.'



Virtual Personal Deposit Account



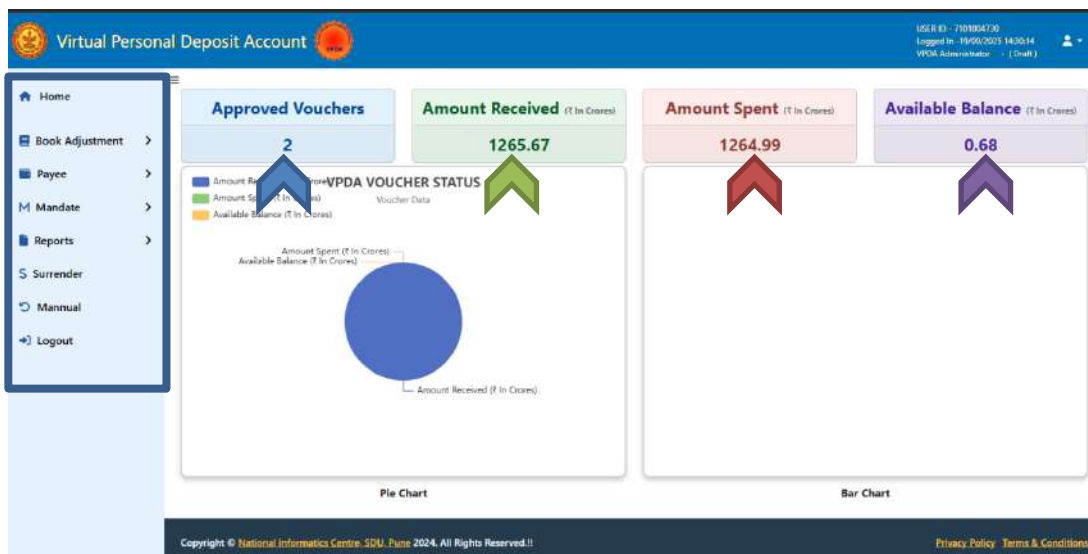
➤ VPDA (Virtual Personal Deposit Account) DDO Dashboard

After login to Assistant Login, Home Page will open.

VPDA (Virtual Personal Deposit Account) DDO Dashboard will show.

- 1) **Approved Vouchers** – "Approved Vouchers" refers to the total count of bills that have successfully passed through the established review and processing system within the VPDA treasury.
- 2) **Amount Received** - "Amount Received" represents the total monetary value of all the bills, or financial claims, that have been successfully processed and approved by the treasury. Crucially, this amount signifies the specific portion of the approved bills for which credit has been accessed or drawn upon by the relevant party.
- 3) **Amount Spent** – "Amount Spent" directly signifies the total expenditure that has been executed or paid out by the Drawing and Disbursing Officer (DDO).
- 4) **Available Balance** – "Available Balance" represents the net financial resources remaining at the disposal of the entity at any given time. This resulting figure is a crucial indicator of the unspent, ready-to-use funds that are still legally and practically available for future payments or operations. This is the amount of balance remaining out of bills passed after expenditure done.

The VPDA Dashboard includes **Book Adjustment, Payee, Mandate, Reports, Surrender, Manual and Logout.**





Virtual Personal Deposit Account



Reports option will show.

The **Reports** option includes **Voucher Wise Details, Cash Book, Consolidate, Balance Certificate, Reconciliation, Payment Status, Treasury Encash Date Not Received, Balance Certificate Version 2, Cash Book Version 2.**

The screenshot displays the VPDA DASH Board interface. At the top, the header includes the logo, the title 'Virtual Personal Deposit Account', and user information: 'USR ID - 7601004730', 'Logged In - 19/09/2025 14:50:17', and 'VPDA Administrator - [Draft]'. The main content area features a 'Reports' dropdown menu on the left with the following options: Voucher Wise Details, Cash Book, Consolidate, Balance Certificate, Reconciliation, Payment Status, Treasury Encash Date Not Received, Balance Certificate Version 2, and Cash Book Version 2. To the right of the menu are four summary cards: 'Approved Vouchers' (2), 'Amount Received (₹ In Crores)' (1265.67), 'Amount Spent (₹ In Crores)' (1264.99), and 'Available Balance (₹ In Crores)' (0.68). Below these cards is a 'VPDA VOUCHER STATUS' section with a legend for Amount Received (₹ In Crores), Amount Spent (₹ In Crores), and Available Balance (₹ In Crores). A pie chart is shown with labels for Amount Spent (₹ In Crores) and Amount Received (₹ In Crores). A bar chart is also present. The footer contains copyright information: 'Copyright © National Informatics Centre, SDU, Pune 2024. All Rights Reserved!!' and links for 'Privacy Policy' and 'Terms & Conditions'.



Virtual Personal Deposit Account



➤ Procedure to see Voucher Wise Details

User will see Bill wise details, Mandate details with authorization number Details and Payee Details.

- 1) **VPDA Bills Vouchers Detail will show** → Voucher No – Voucher Date – Voucher Amount – Expenditure Done – Balance Amount.
To View VPDA Bills Mandate Report, click on Voucher No.

VPDA Bills Voucher Report

VPDA CODE : 7101004730 Amount (₹) 12656741132

VPDA Bills Vouchers Detail

Voucher No	Voucher Date	Voucher Amount (₹)	Expenditure Done (₹)	Balance (₹)
11	05-09-2025	12647629132	12642231553	5397579
11	26-08-2025	9112000	7686455	1425545

Showing 1 to 2 of 2 entries

- 2) After clicking on Voucher No. **VPDA Bills Mandate Detail will show** → Authorization No. – Date of Mandate – Gross – Deduction – Net Amount will show.
To View VPDA Bills Payee Report, click on Authorisation No.

VPDA Bills Mandate Report

Voucher No : 11 Voucher Date : 26-08-2025 Voucher Amount (₹) 9112000 Expenditure Done (₹) 7686455

VPDA Bills Mandate Detail

Authorization No.	Date of Mandate	Gross (₹)	Deduction (₹)	Net (₹)
V252600473005487212110128	17-09-2025	7278094	0	7278094
V25260047306607731223116	17-09-2025	14163	0	14163
V252600473086087312147159	17-09-2025	65424	0	65424
V252600473097857312148147	17-09-2025	1411	0	1411
V252600473098037312141141	17-09-2025	327568	0	327568

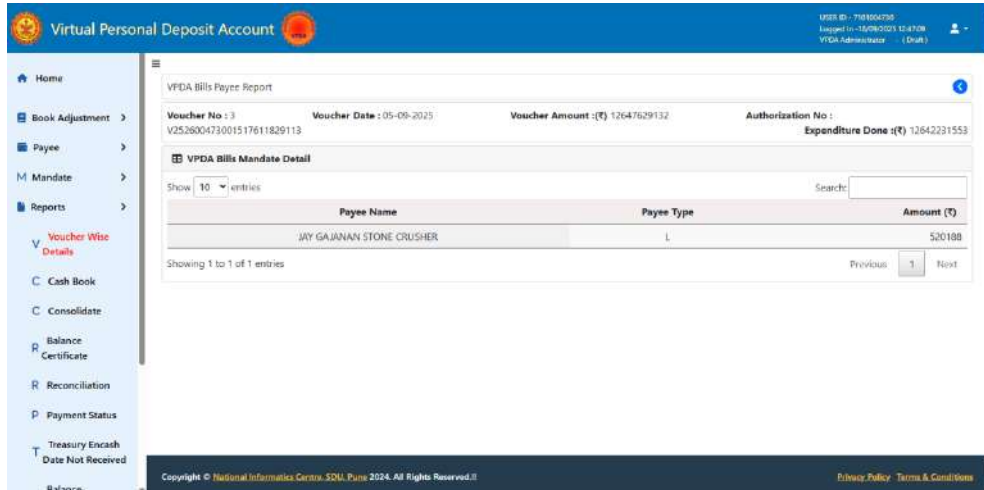
Showing 1 to 5 of 5 entries



Virtual Personal Deposit Account



3) After clicking on **Authorization No.**, VPDA Bills Payee Report will show → Payee Name – Payee Type – Amount.

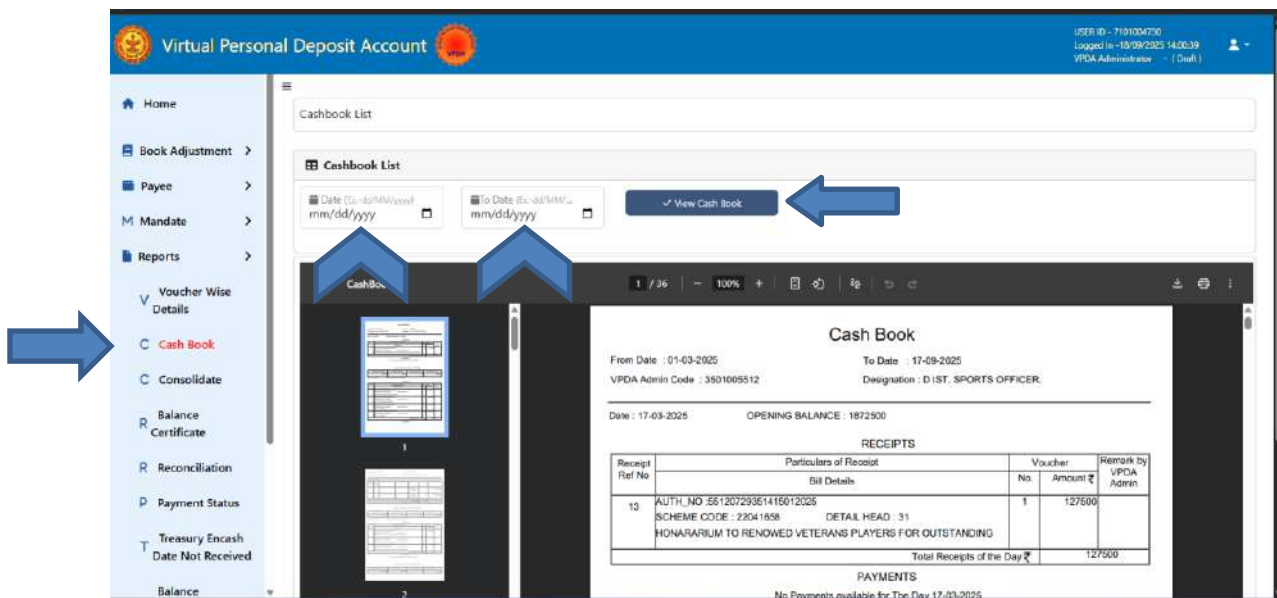


➤ Procedure to see Cash Book

It Shows Receipts of the payment done. User will see Transactions held in selected period will show in Cash book

Cash Book list will show → CashBook List (Select the required **From Date** and **To Date** and then click on **View Cash Book**) then a Cashbook PDF will be generated which you can Download or take a Printout.

Eg:- If user selects From Date as 1 Aug 2025 to To Date 31 Aug 2025, Then Transaction held in selected period will show in Cash book.





Virtual Personal Deposit Account



➤ Procedure to see Consolidate Report

Consolidate shows number of payments done with date, time, No. of Auth. Slip, No. of Payee and amount.

1) Consolidate → Monthly Consolidation Report (Select the Year and Month and then click Go) – List of Monthly Consolidation Report will show → Batch Date – Batch No. – Entry Time – No. of Auth Slip – No. of Payee – Amount.

2) To View Consolidated Auth Slip For Payment, click on Batch No.

Virtual Personal Deposit Account

USER ID : 710109720
Logged in : 18/09/2025 14:00:39
VPDA Administrator - (Draft)

Home
Book Adjustment >
Payee >
Mandate >
Reports >
Voucher Wise Details
C Cash Book
C Consolidate
R Balance Certificate
R Reconciliation
P Payment Status
T Treasury Encash Date Not Received
Balance

Monthly Consolidation Report

--Select Year-- --Select Month-- Go

Note: Details Click On Batch No.

List of Monthly Consolidation Report

Show 10 entries Search:

Batch Date	Batch No.	Entry Time (HH:MM:SS)	No. of Auth Slip	No. of Payees	Amount(Rs)
06-09-2025	1	14:18:42	1	1	4386100
06-09-2025	2	14:48:23	2	1	27984300
06-09-2025	3	15:01:34	2	1	7497600
06-09-2025	4	15:13:14	4	1	22213640
06-09-2025	5	15:20:46	6	1	17332940
06-09-2025	6	16:01:54	9	1	27774680
06-09-2025	7	16:12:55	14	1	28457580
06-09-2025	8	16:22:10	21	1	30788950
06-09-2025	9	16:30:24	27	1	28115361
06-09-2025	10	16:42:17	36	1	34948171

Showing 1 to 10 of 340 entries Previous 1 2 3 4 5 ... 34 Next



Virtual Personal Deposit Account



- 3) When user click on **Batch No.**, Consolidated Auth Slip For Payment will show. List of Consolidated Auth Slip For Payment will show → Bill Date – Scheme – Auth. No. – Payee Code – Payee Name – IFSC Code – Account No. – Amount.

The screenshot displays the VPDA DASH Board interface. The page title is "Virtual Personal Deposit Account". The user is logged in as "VPDA Administrator" with a user ID of "7101004730". The page shows a "Consolidated Auth Slip For Payment" report for Batch No. 1, dated 06-09-2025. A note states: "Note : If the authorization is not available for approval on SBI FastPlus portal, Please mail to cmsg.cmp@sbi.co.in along with the file name displayed in the table." The report includes a table with the following data:

Bill Date	Scheme	Auth. No.	Payee Code	Payee Name	IFSC Code	Account No.	Amount(Rs)
06-09-2025	84430401	V252600473003937611412131	-	Jawahar Sahakari Soot Girmi Limited	PUNB0147200	1472008700002250	4386100

The page also shows a sidebar with navigation options: Home, Book Adjustment, Payee, Mandate, Reports, Surrender, Manual, and Logout. The footer contains the copyright notice: "Copyright © National Informatics Centre, SDU, Pune 2024. All Rights Reserved!!" and links for "Privacy Policy" and "Terms & Conditions".



Virtual Personal Deposit Account



➤ Procedure to see Balance Certificate

Balance Certificate shows the expenditure done by the user with closing balance and date.

Balance Certificate will show (Select the required **Start Date** and **End Date** and then click **Submit**) → Sr. No – Auth. No. – Auth. Date – Payee Name – UTR Date | Voucher Date – Credit – Expenditure – Closing Balance – Treasury Acknowledgement Date.

The screenshot displays the VPDA DASH Board interface. The header shows the user ID as 7101004730, logged in on 18/09/2025 at 14:09:39. The navigation menu on the left includes options like Home, Book Adjustment, Payee, Mandate, Reports, Voucher Wise Details, Cash Book, Consolidate, Balance Certificate, Reconciliation, Payment Status, Treasury Encash Date Not Received, and Balance. The main content area shows the 'Report / Balance Certificate' form with 'From Date' (08/01/2025) and 'To Date' (08/31/2025) fields, and a 'Submit' button. Below the form is a table with the following data:

Sr. No.	Auth. No.	Auth. Date	Payee Name	UTR No Voucher No	UTR Date Voucher Date	Credit	Expenditure	Closing Balance	Treasury Acknowledgement Date
1	47303666711433012625	26/08/2025		11	26/08/2025	9112000	0	9112000	26/08/2025
Settlement Date : 26/08/2025						Total Amount :	0	9112000	

Below the table is a summary table:

Sr. No.	Financial Year	Book Adjustment	Expenditure	Closing Balance
Closing Balance (01/08/2025 To 31/08/2025) :		9112000	0	9112000



Virtual Personal Deposit Account



➤ Procedure to see Reconciliation Report

User can reconcile the data.

Reconciliation Report (Select **Year** → **Month** → Select **UTR** option (All, With UTR, Without UTR) and the click **GO**) Reconciliation will show → Auth No. – Auth Date – Batch Date – Gross Amt. – Dedu. Amt. – Net Amt. – Payee Name – Payee Amt. – UTR No. – UTR Date.

Virtual Personal Deposit Account

USER ID : 3701005613
Logged In - 26/09/2025 10:57:58
VPDA Administrator - (Draft)

Report / Reconciliation

Reconciliation Report

2025-2026 7-July ALL Select UTR ALL WITH UTR WITHOUT UTR Go

Show 10 entries Search:

Auth No	Auth Date	Batch Date	Gross Amt.(₹)	Dedu.Amt.(₹)	Net Amt.(₹)	Payee Name	Payee Amt.(₹)	UTR No.	UTR Date
V25260056132178327162155	29-07-2025	29-07-2025	4095500	0	4095500	Omkar Bandu Ingale	21000	SBIN525210262876	29-07-2025
V25260056132178327162155	29-07-2025	29-07-2025	4095500	0	4095500	Rohan Sampati Sable	17000	Demand Draft	29-07-2025
V25260056132178327162155	29-07-2025	29-07-2025	4095500	0	4095500	Sumedh Ananda Narwade	21000	SBIN525210262889	29-07-2025
V25260056132178327162155	29-07-2025	29-07-2025	4095500	0	4095500	Sanket Atul Rampure	20500	SBIN525210262894	29-07-2025
V25260056132178327162155	29-07-2025	29-07-2025	4095500	0	4095500	Shivani Rajkumar Kharsokar	17000	SBIN525210262899	29-07-2025



Virtual Personal Deposit Account



➤ Procedure to see Payment Status

User can check the payment status with Auth. number.

Payment Status – Includes **Success**, **Payment By DD**, **Auth. wise**, and **Search**.

- 1) **Success** will show success payment status which includes → Bulk Description – Auth No. – Beneficiary Name – IFSC – Account No. – Amount – UTR No. – UTR Date.

Bulk Description	Auth No.	Beneficiary Name	IFSC	Account No	Amount (₹)	UTR No.	UTR Date
PSI Incentive 1 unit	V252600473068547411752138	PRECISION DRAWELL PVT/IED PLANT/ EXP/II	UTIB0000048	911030004023526	3514000	SBIN225255796713	12-09-2025
PSI Incentive 1 units	V25260047300826711846144	GRAMS INFRA/TECH INDIA PVT LTD	HDFC0004497	50200017150600	121270	SBIN225251067187	08-09-2025
PSI Incentive 1 units	V25260047304449711928127	GRAMS INFRA/TECH INDIA PVT/IED	HDFC0004497	50200017150600	140030	SBIN225251067179	08-09-2025
PSI Incentive 1 units	V25260047304072711953135	GRAMS INFRA/TECH INDIA PVT/IED	HDFC0004497	50200017150600	140030	SBIN225251067191	08-09-2025
PSI Incentive 1 units	V252600473059707511052120	Palsiddha Spinners Pvt.Ltd	PUNB0781100	7811002100002114	9843371	SBIN225255792886	12-09-2025

- 2) **Payment By DD** will show failed transaction status which includes → Beneficiary Name – Account No – IFSC – Amount.

BENEFICIARY NAME	ACCOUNT NO	IFSC	AMOUNT (₹)
A S Desai Stone Crusher and Crush Sand	7202000100173200	KAR80000720	5306000
A S DESAI STONE CRUSHER AND CRUSH SAND	7202000100173200	KAR80000720	1561000
AAYUDH TOOLS	070500100002021	SRCB0000070	688000
AAYUDH TOOLS	070500100002021	SRCB0000070	130000
AAYUDH TOOLS	070500100002021	SRCB0000070	646000
AAYUDH TOOLS	070500100002021	SRCB0000070	515000
AAYUDH TOOLS	070500100002021	SRCB0000070	872000
ABHANG COTTON INDUSTRIES	39117201448	SBIN0000307	15000
ABHANG COTTON INDUSTRIES	106240010000029	IBKLOJCB006	344380
ABHANG COTTON INDUSTRIES	106240010000029	IBKLOJCB006	609030



Virtual Personal Deposit Account



- 3) **Auth. Wise** payment status will show all the details like success and failed transactions and no. of payee (Select **From Date** and **To Date** then click **Show Details**) will show → Auth No. – Date Mandate – Gross – Ded – No. of Payee – Status includes Success, Payment by DD, Not Received.

Virtual Personal Deposit Account

Payments Status

From Date (EoB-MMM) 07/01/2025 To Date (EoB-MMM) 09/18/2025 Show Details

Success Payment By DD **Auth. wise** Search

Show 10 entries

Auth No.	Date of Mandate	Gross (₹)	Ded (₹)	Net (₹)	No. of Payee	Success	Payment BY DD	Not Received
V252600473001517611829113 [PSI Incentive 1 units]	13/09/2025	520188	0	520188	1	1	0	0
V252600473003937611412131	06/09/2025	4386100	0	4386100	1	0	0	1
V252600473004527511048158 [PSI Incentive 6 units]	12/09/2025	6555839	0	6555839	6	5	1	0
V252600473005377411740143 [PSI Incentive 290 units]	11/09/2025	386885464	0	386885464	290	279	11	0
V252600473005487212110129	17/09/2025	7278094	0	7278094	53	0	0	53
V252600473007147611935114 [PSI Incentive 1 units]	13/09/2025	3609960	0	3609960	1	1	0	0
V252600473007707211610134 [PSI Incentive 4 units]	09/09/2025	1994160	0	1994160	4	4	0	0

- When you click on **Success, Success Payment List with Auth. Wise** will show → Bulk Description – Auth No. – Beneficiary Name – IFSC – Account No. – Amount – UTR No. – UTR Date.
- **Success Payment List will show.**

Virtual Personal Deposit Account

Payment Status

Success Payment List

Show 10 entries

Bulk Description	Auth No.	Beneficiary Name	IFSC	Account No	Amount	UTR No.	UTR Date
PSI Incentive 250 units	V252600473005377411740143	VAPA EXTRUSION SOLUTIONS	UTI0000174	91403003768618	1088000	SBIN252555808421	12-09-2025
PSI Incentive 290 units	V252600473005377411740143	Alpha Builders Pvt Ltd	HDFC0002556	50200018601086	2068000	SBIN252555808383	12-09-2025
PSI Incentive 290 units	V252600473005377411740143	Align Components Pvt Ltd	HSBC0411002	1057426622002	741000	SBIN252555803764	12-09-2025
PSI Incentive 290 units	V252600473005377411740143	Akshay Cottex	UTI00002825	913020064446025	324280	SBIN252555808551	12-09-2025
PSI Incentive 290 units	V252600473005377411740143	Akashganga Constructional Machines Pvt Ltd	SBIN0063691	30587890238	5032000	285973704	12-09-2025
PSI Incentive 290 units	V252600473005377411740143	Alon Pipes Pvt Ltd	SBIN0013340	38177718133	3547650	298023634	12-09-2025
PSI Incentive 290 units	V252600473005377411740143	Aganwal Natural Fibers Private Limited	SBIN0016755	41325877750	2259910	286029666	12-09-2025
PSI Incentive 290 units	V252600473005377411740143	Aadya Polymers	SBIN0000311	41611059659	53900	296028807	12-09-2025



Virtual Personal Deposit Account



- When you click on **Payment By DD** under Auth. Wise tab will show → Beneficiary Name – Account No – IFSC – Amount.

Auth No.	Date of Mandate	Gross (₹)	Ded (₹)	Net (₹)	No. of Payee	Success	Payment BY DD	Not Received
V252600473001517611829113 [PSI Incentive 1 units]	13/09/2025	520188	0	520188	1	1	0	0
V252600473003937611412131	06/09/2025	4386100	0	4386100	1	0	0	1
V252600473004527511048158 [PSI Incentive 6 units]	12/09/2025	6555839	0	6555839	6	3	1	0
V252600473005377411740143 [PSI Incentive 290 units]	11/09/2025	386885464	0	386885464	290	278	11	0
V252600473005487212110129	17/09/2025	7278094	0	7278094	53	0	0	53
V252600473007147611935114 [PSI Incentive 1 units]	13/09/2025	3609960	0	3609960	1	1	0	0
V252600473007707211610134 [PSI Incentive 4 units]	09/09/2025	1994160	0	1994160	4	4	0	0

- Payment By DD** will show failed transaction status

BENEFICIARY NAME	ACCOUNT NO	IFSC	AMOUNT
RRSteel Pipes	0353002100967910	PUNB0035300	746000



Virtual Personal Deposit Account



- 1) Payment Status – In **Search tab** user can search the details by Name/ IFSC/Account No./Auth No. and then click Search.

The screenshot displays the VPDA dashboard interface. At the top, the header includes the VPDA logo and the text "Virtual Personal Deposit Account". On the right side of the header, user information is shown: "USER ID - 7101004730", "Logged In - 18/09/2023 14:00:39", and "VPDA Administrator - (Draft)". A purple arrow points to the "Search" button in the search interface.

The main content area is titled "Payments Status". Below this title is a search bar with the placeholder text "Search By Name/Ifsc/Account No./Auth No." and a "Search" button. To the right of the search bar are four buttons: "Success", "Payment By DD", "Auth. wise", and "Search".

The left sidebar contains a navigation menu with the following items: Home, Book Adjustment, Payee, Mandate, Reports, Voucher Wise Details, Cash Book, Consolidate, Balance Certificate, Reconciliation, Payment Status (highlighted in red), Treasury Encash Date Not Received, and Balance.

At the bottom of the dashboard, there is a footer with the text "Copyright © National Informatics Centre, SDU, Pune 2024. All Rights Reserved.!!" and links for "Privacy Policy" and "Terms & Conditions".



Virtual Personal Deposit Account



➤ Procedure to see Treasury Encash Date Not Received

After payment is done to the beneficiary, scroll date is received to the Treasury/Sub Treasury here the payment cases for which the scroll date is not received will show.

Just in case, if the user has not received the scroll date then the user should contact the treasury.

- 1) **Encash Date Not Received List** (Consolidated more than 15 days ago) will show Fin Year – Authorization – Batch Date – Batch No. – Beneficiary Name – IFSC – Account No. – UTR REF No. – UTR Date – Treasury Encash Date – Amount.

The screenshot displays the VPDA dashboard interface. The top navigation bar includes the account name, user ID (7101004730), login time (18/09/2025 14:00:39), and user role (VPDA Administrator - (Draft)). The left sidebar contains various menu items: Voucher Wise Details, Cash Book, Consolidate, Balance Certificate, Reconciliation, Payment Status, Treasury Encash Date Not Received (highlighted in red), Balance Certificate Version 2, Cash Book Version 2, Surrender, Manual, and Logout. The main content area shows the 'Treasury Encash Date Not Received Report' with a sub-heading 'Encash Date Not Received List (Consolidated more than 15 days ago)'. Below this, there is a search bar and a table with columns: Fin Year, Authorization, Batch Date, Batch No, Beneficiary Name, IFSC, Account No, UTR REF No, UTR Date, Treasury Encash Date, and Amount (₹). The table currently displays 'No data available in table' and 'Showing 0 to 0 of 0 entries'. The footer contains copyright information for National Informatics Centre, SDU, Pune 2024, and links to Privacy Policy and Terms & Conditions.



Virtual Personal Deposit Account



➤ Procedure to see and download the Balance Certificate Version 2

User will see and download the expenditure done by the user with closing balance and date.

- 1) Balance Certificate Version 2 (Select **Year**, **Month** and then click **Submit**) will show Opening Balance -- Sr. No. – Auth No. – Auth Date – Payee Name– UTR No. | Voucher No. – UTR Date | Voucher Date – Receipt – Expenditure – Closing Balance – Treasury Acknowledgement Date.

Sr No	Auth No	Auth Date	Payee Name	UTR No Voucher No	UTR Date Voucher Date	Receipt	Expenditure	Closing Balance	Treasury Acknowledgement Date
Date : 02/06/2025									
1	V25260056133729357161627	30/05/2025	SHYKANT NAGORAO CHIKURTE	249334380	02/06/2025	0	150000	191570501	03/06/2025
2	V252600561335505571624119	02/06/2025	ASSISTANT COMMISSIONER SOCIAL WELFARE LATUR	251320902	02/06/2025	0	642920	190926581	03/06/2025
2	V25260056132722357163119	02/06/2025	VYAS INDUSTRIES	58IN225153679111	02/06/2025	0	6098000	184826501	03/06/2025
4	V252600561335505571624119	02/06/2025	VYAS INDUSTRIES	58IN225153679516	02/06/2025	0	9356080	175472501	03/06/2025
Date : 25/06/2025									
5	V25260056130547337163615	25/06/2025	Afnash Shacherao Kamble	894477686	25/06/2025	0	100000	175462501	26/06/2025

User can download the balance certificate by selecting **Download PDF** option.

Sr No	Auth No	Auth Date	Payee Name	UTR No	UTR Date	Receipt	Exp	Closing Bal	Treasury Ack. Date
Date: 15/05/2025									
1	V25260056137719887115 8132	15/05/2025	BHILERAO SUPREYA	88IN225153679111	15/05/2025	0	35000	196452001	16/05/2025
2	V25260056137719887115 8132	15/05/2025	CHITTE PREMANA	88IN225153679111	15/05/2025	0	35000	196452001	16/05/2025



Virtual Personal Deposit Account



View of Balance Certificate

Balance Certificate

From Date : 01-05-2025

To Date : 31-05-2025

VPDA Admin Code : 3701005613

Total Opening Balance is:	196492001
---------------------------	-----------

Sr.No	Auth No.	Auth Date	Payee Name	UTR No.	UTR Date	Receipt	Exp	Cloasing Bal	Treasury Ack. Date
Date: 15/05/2025									
1	V25260056137719347175 9115	15/05/2025	BHALERAO SUPRIYA	SBIN325 1351841	15/05/2025	0	38000	196454001	16/05/2025
2	V25260056137719347175 9115	15/05/2025	CHITTE PRIYANKA	SBIN325 1351839	15/05/2025	0	38500	196415501	16/05/2025
3	V25260056134492347175 9151	15/05/2025	DHAWALE DHIRAJ	SBIN325 1351858	15/05/2025	0	21000	196394501	16/05/2025
4	V25260056134492347175 9151	15/05/2025	Dengale rupali ashok	SBIN325 1351847	15/05/2025	0	20500	196374001	16/05/2025
5	V25260056134492347175 9151	15/05/2025	nampalle hrishikesh	SBIN325 1351858	15/05/2025	0	21000	196353001	16/05/2025
6	V25260056134492347175 9151	15/05/2025	more radha vidhyadhar	48612233 7	15/05/2025	0	16500	196336501	16/05/2025
7	V25260056134492347175 9151	15/05/2025	kapse dinesh dhondiram	SBIN325 1351862	15/05/2025	0	20500	196316001	16/05/2025
8	V25260056134492347175 9151	15/05/2025	dolse kirti balaji	SBIN325 1351858	15/05/2025	0	21000	196295001	16/05/2025



Virtual Personal Deposit Account

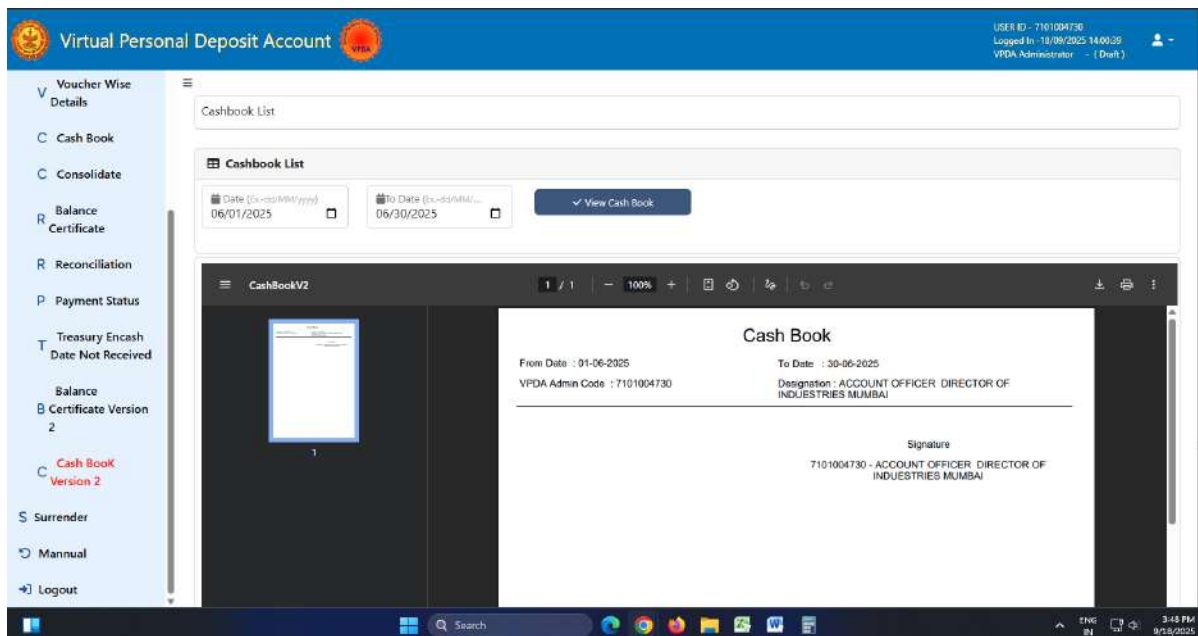


➤ Procedure to see Cash Book Version 2

User will see Receipts of the payment done. Date wise details will show in Cash book.

Cash Book list (Select **From Date** and **To Date** and then click **View Cash Book**) then a Cashbook PDF will be generated which you can **Download** or take a **Printout**.

Eg.- If user selects From Date as 1 Aug 2025 to To Date 31 Aug 2025, Date wise details will show in Cash book.





Virtual Personal Deposit Account



View of Cash Book

Cash Book

From Date : 01-08-2025

To Date : 31-08-2025

VPDA Admin Code : 3701005613

Designation : ASSISTANT COMMISSIONER SOCIAL WELFARE
LATUR

Date : 01-08-2025

OPENING BALANCE : 156992101

RECEIPTS

Receipt Ref No	Particulars of Receipt		Voucher			Remark by VPDA Admin
	Bill Details		No.	Date	Amount	
-	-		-	-	0	
Total Receipts of the Day ₹					0	
Grand Total Receipts ₹					156992101	

PAYMENTS

Date : 01-08-2025

Mandate Payment Ref No.	Cross Receipt Ref No.	Particulars of Payment	Beneficiary Payment Ref No	Beneficiary Name	Amount	UTR Ref No/UTR Date
-	-	-	-	-	-	-
Total Bill ₹					-	
Total Expenditure of the Day ₹					0	
Closing Balance ₹					156992101	
Grand Total ₹					156992101	

Signature

3701005613 - ASSISTANT COMMISSIONER SOCIAL WELFARE

Date : 02-08-2025

OPENING BALANCE : 156992101

RECEIPTS

Receipt Ref No	Particulars of Receipt		Voucher			Remark by VPDA Admin
	Bill Details		No.	Date	Amount	
-	-		-	-	0	
Total Receipts of the Day ₹					0	
Grand Total Receipts ₹					156992101	

PAYMENTS